


# Squanto District Space Exploration Camporee

MAY 21-23, 2010 at Camp Squanto



**It's well known that in 1910 the earth passed through the tail of Haley's Comet. What only a few people know is that for 3 hours Haley's Comet created a space-time warp that connected 5 places in 5 different time periods.**

**On May 22, 2010, you'll learn what really happened. You'll learn the identity of the unknown Scout. And you'll go WHERE NO SCOUT HAS GONE BEFORE!**

**Enter into base camp and set up your Space Station Gate Way**

**All Planned Events for day will take you into the Galaxy of Squanto**

**Be prepared to launch Rocket (Build rockets before Camporee)**

**Night-time cavern crossing**

**Keep the Satellite Up**

**Light Year Whispers**

**Space Wormhole Relay**



# Space Exploration Camporee REGISTRATION




Name: \_\_\_\_\_

Phone Number: \_\_\_\_\_

Unit Number: \_\_\_\_\_

Town: \_\_\_\_\_

Expected overnight arrivals: Circle one    Friday or Saturday

Pack Unit  Boy Scout Unit  Venture Crew 

Number of Adults leaders \_\_\_\_\_ \$9.00ea\$ \_\_\_\_\_

Number of Scouting Youth \_\_\_\_\_ \$9.00ea\$ \_\_\_\_\_

Total \$ \_\_\_\_\_

Estimate Number Attending Barbecue \_\_\_\_\_ X \$4.00= \_\_\_\_\_

Number of youth Crossing over \_\_\_\_\_

My District is:

**District circle one:**    SQ    GP    SR    CH    OTHER \_\_\_\_\_

**\* In the event Camporee needs to be cancelled due to weather Key**

**Person to contact: Home# \_\_\_\_\_ Cell# \_\_\_\_\_**

**Please submit your registration form and payment to  
Old Colony Council by Wed. May 5, 2010**

**MUST REGISTER FOR EVENT NO WALK-UPS DEADLINE May 5<sup>th</sup> ROUNDTABLE**

Everyone registered for this event will receive an event patch.



1-6801-112-20

# Space Exploration Camporee

## *Registration*

There will be no onsite unit registrations. Please register your unit by May 5, 2010. All final registrations/payments must be submitted to the Council Office by May 5, 2010. Registration fees are \$9 per person

## *Camporee Uniform*

ALL BOYS AND LEADERS ARE ENCOURAGED TO DRESS THE PART TO GIVE THE DAY THE FEELING OF SPACE

## *Location*

Camp Squanto, 1 Cutters Fields Rd., Plymouth Ma 02360

## **Camporee Director:**

Jim Cummings  
781-975-2099

[Jcummings67@aol.com](mailto:Jcummings67@aol.com)

## *Check in*

Friday evening 7pm – 9pm or Saturday 8:30am – 9:30am. Please have a your 2010 Space Exploration Camporee unit roster completed with you at check-in for all units staying overnight.

## *Parking*

Parking will be permitted at the designated Parking area. Car Pooling is requested to help in parking.

Trailers will be permitted to be unhitched at the side of your campsite. Camporee committee will assign camp site. *Please make sure all locks are locked and there are no “hanging” locks.*



# Space Exploration Camporee

## *Fires*

**No ground Fires** – only **ONE** above ground fire permitted in a contained elevated ring per unit. A filled water bucket must accompany the fire ring. Only fallen/dead timber may be used from the Camporee grounds. Units are encouraged to bring their own wood. All ashes must be wet and cool for disposal.

## *Garbage*

*Pack it in, pack it out to the Dumpster near the Dining Hall*

## *Latrines*

Portable Latrines will be available.

## *Campfire*

Each Patrol will be asked to perform at least 1 Skit/Song/Run on. All Skits/Songs and Run-ons should be according to the Scout Law and Oath.

## *General Rules*

- Leave No Trace Camping is in effect for the Camporee
  - Please do not dig into the ground at all
- Please wash your dishes at your campsite using the 3 pot method (No dishwashing at the water spigot)
- Please make sure there is adult supervision in your campsite when your Scouts are there.

## *Water*

See Camporee map (received when checking in) for water spigots

## *First Aid*

The First Aid Crew will be able to assist any first aid needs at the First Aid Station. Please have the proper paperwork for each Scout.

## *Checkout*

Before units are permitted to leave, they must be checked out by a staff member. Upon checkout, your unit will receive the 2010 Space Exploration Camporee Patch for each registered attendee.

# Space Exploration Camporee

Friday, May 21, 2010

7pm-9pm - Boy Scouts & Venture registration

9:30pm - SPL Meeting & Cracker Barrell

10pm - Lights out

Saturday, May 22, 2010

8:30am – 9:30am Registration at Space Center Squanto. Station set-up.

9:45am Opening Ceremony

10am Events open

2pm Events close

2:30pm OA Cross over ceremony

3:30pm Dessert Contest for overnight units.

4:30pm Prepare for Dinner

5pm Dinner on your own or Join us for a Recovery System for \$4.00per person  
(Hot dog, Chips and Drink)

7:30pm Camp Fire

## QUESTIONS:

Boy Scout Troops & Venture Crews, please contact:

Jim Cummings, Camporee Chairman 781. 975. 2099 or [jcummings67@aol.com](mailto:jcumings67@aol.com)

Karl Anderson, Camporee Co-Chairman 508. 922. 1031 or Email [Kander56@comcast.net](mailto:Kander56@comcast.net)



# Space Exploration Camporee

## Dessert Contest

### Criteria:

1. Name of Dessert – theme/originality
2. Professional Appearance of Dessert
3. Aroma of Dessert
4. Written Recipe of Dessert
5. Presenters have clean hands
6. Taste of Dessert
7. Depth of Ingredients for Dessert
8. Outdoor Skills method for cooking Dessert



# Space Exploration Camporee

## ***Tee-Shirts***

### ***Space Exploration Camporee***

**"Where No Scout Has Gone Before"**



### **Squanto District 2010**

Tee-Shirts Are available for \$8.00 a shirt

Place your order at registration of your Unit to assure your shirt For  
Squanto District Space Exploration Camporee

Number of Youth Shirts \_\_\_Sm. \_\_\_ Med. \_\_\_ Lg. X \$8.00 = \_\_\_

Number of Adult Shirt \_\_\_Med. \_\_\_Lg. \_\_\_ XL. \_\_\_ XXL. X \$8.00= \_\_\_

TOTAL \$ \_\_\_\_\_

Circle One: PACK / TROOP / VENTURE CREW

District Circle One: SQ SR GH GP

UNIT NUMBER \_\_\_\_\_

TOWN: \_\_\_\_\_

# Space Exploration Camporee

## *Senior Patrol Leader Camporee Evaluation*

- Needs to be handed in prior to check out to receive your units patches

Filled out by the Senior Patrol Leader/Scouts:

1. What did you like most about this year's Spring Camporee?
2. What did you least like about this year's Spring Camporee and why?
3. What could have been done differently to improve this year's Spring Camporee?
4. How was the Campfire?
5. Did the information packet contain all of the information you needed?
6. What kind of ideas would you like to see for the next Camporee?
7. Are you planning on attending the next Spring Camporee? If not, why not?

Comments:

# Space Exploration Camporee

## *Scoutmaster Camporee Evaluation*

- Needs to be handed in prior to check out to receive your units patches

Filled out by the Scoutmaster/Adult Leaders:

1. What did you like most about this year's Spring Camporee?
2. What did you least like about this year's Spring Camporee and why?
3. What could have been done differently to improve this year's Spring Camporee?
4. How was the Campfire?
5. Did the information packet contain all of the information you needed?
6. What kind of ideas would you like to see for the next Camporee?
7. Are you planning on attending the next Spring Camporee? If not, why not?

Comments:

**Campsite Inspection Preliminary Checklist**

# Space Exploration Camporee

**Troop** \_\_\_\_\_

**Campsite Identification**

- American Flag \_\_\_\_\_
- Troop Flag \_\_\_\_\_
- Troop Entry Way \_\_\_\_\_

**Campsite Setup**

- Tents organized according to Patrol \_\_\_\_\_
- Patrol Flag outside Patrol Leaders tent \_\_\_\_\_
- Campsite neat and orderly \_\_\_\_\_
- Tents setup properly \_\_\_\_\_
- Personal Equipment stored neatly \_\_\_\_\_

**Health/Safety and Sanitation**

- Wood Tools properly stored with sheaves \_\_\_\_\_
- Garbage/Litter picked up \_\_\_\_\_
- Dishes/Cooking Gear washed and put away \_\_\_\_\_
- Cooking areas clean \_\_\_\_\_
- First Aid Kit easily seen \_\_\_\_\_
- Cooking Fuels/Propane properly stored/turned off \_\_\_\_\_
- Food properly stored \_\_\_\_\_
- Proper 3 Pot Method Cleaning Station \_\_\_\_\_

**Menu/Duty Roster**

- Patrol Duty Roster for each patrol displayed \_\_\_\_\_
- Patrol Menu for each patrol displayed \_\_\_\_\_
- Camporee Schedule/Info posted \_\_\_\_\_

# Unit Roster

# Space Exploration Camporee

District Circle one: SQ GP SR CH OTHER \_\_\_\_\_ TOWN \_\_\_\_\_

Troop: \_\_\_\_\_ Pack: \_\_\_\_\_ Crew \_\_\_\_\_

Senior Patrol Leader: \_\_\_\_\_

Unit Leader: \_\_\_\_\_

Patrol: _____	Scout Age:	Scout Home Phone #:	Scout Rank:
1			
2			
3			
4			
5			
6			
7			
8			
Patrol: _____			
1			
2			
3			
4			
5			
6			
7			
8			
Patrol: _____			
1			
2			
3			
4			
5			
6			
7			
8			
Adults		Adult Home Phone #:	
1			
2			
3			
4			
5			
6			
7			

# Space Exploration Camporee

## Direction to Camp Squanto in Plymouth, MA

### From the South:

Take Route 3 North to Exit 3 (Long Pond Road).  
Take a left onto Long Pond Road.  
Follow the signs for "Myles Standish State Forest."  
Take a left into Myles Standish State Forest (Alden Road).  
At the first fork (approximately 1.6 miles), bear left.  
Camp Squanto sign is on the post, Upper College Pond Road.  
Keep following the signs for Camp Squanto.  
You will pass the entrances to Charge Pond and Camp Cachalot.  
Camp Squanto is the next entrance on the right opposite Fearing Pond.  
Take this right and follow this curving road to the camp parking lot.

### From the North:

Take Route 3 South to Exit 5 (Long Pond Road).  
Take a right onto Long Pond Road.  
Follow the signs for "Myles Standish State Forest."  
Take a right into Myles Standish State Forest (Alden Road).  
At the first fork (approximately 1.6 miles), bear left.  
Camp Squanto sign is on the post, Upper College Pond Road.  
Keep following the signs for Camp Squanto.  
You will pass the entrances to Charge Pond and Camp Cachalot.  
Camp Squanto is the next entrance on the right opposite Fearing Pond.  
Take this right and follow this curving road to the camp parking lot.

### From the Northwest:

Take Route 24 South to Route 495 South.  
Take Exit 2 off Route 495 (Route 58).  
Take a left onto Route 58 North.  
Follow the signs that say "Myles Standish State Forest."  
At the fork in the road (approx 2.6 miles) Route 58 bears off to the left. Stay to the right on Tremont Street.  
Take a right onto Cranberry Road (approx. 0.8 miles).  
This will take you to the Forest Headquarters' building (approx. 2.8 miles).  
Go left and follow detour signs around College Pond to a right onto Upper College Pond Rd.  
Follow the signs for Camp Squanto.  
You will pass the entrances to Charge Pond and Camp Cachalot.  
Camp Squanto is the next entrance on the right opposite Fearing Pond.  
Take this right and follow this curving road to the camp parking lot.

## [Camp Squanto Boy Scouts Reservation](#)

1 Cutters Field Rd  
Plymouth, MA 02360  
(508) 224-2010

\* approximate times

[campsquanto.net](http://campsquanto.net) □